



451 N. Old Litchfield Road, Litchfield Park, Arizona 85340  
Golf Shop: **623.935.9414** | [wigwamgolf.com](http://wigwamgolf.com)



## DISCOVER THE RED COURSE


Built in 1972, the Red Course is a traditional layout lined with pine and eucalyptus trees. The course's closing stretch of holes (15, 16, 17 and 18) just may be the toughest final four holes in the Phoenix area. The 15th hole is a 414-yard par-4 that requires a well-placed tee shot to bring birdie or par into play. The 454-yard, par-4 16th features a dogleg left and an approach shot to an elevated, well-protected green with water right and back. The 17th hole is a lengthy par-3 measuring a solid 250 yards from the tips. And finally, the 591-yard 18th hole is a monster par-5 with a dogleg left off the tee. Three well-played shots are required for a chance at birdie or par on the closing hole.

**RED COURSE PAR 72 6,852 YARDS**

## RULES OF PLAY

- ◆ USGA Rules govern all play except where modified by local rules.
- ◆ Out-of-Bounds is defined by walls, fences, curbs and white stakes. A ball that crosses a public road defined as out of bounds and comes to rest beyond that road is out of bounds, even though it may lie on another part of the course.
- ◆ Flower beds (not including rancho landscaping) are considered to be ground under repair. Play is prohibited from all flower beds. Flower beds surrounded by a cart path are considered part of the obstruction.
- ◆ All Native Grass areas are to be played as a Lateral Hazard.
- ◆ Golf Course Ambassadors are to assist all players in finishing their round in less than 4 hours and 15 minutes. They may ask your group for special assistance if you are behind that pace.
- ◆ Please keep golf carts on paths on all Par 3 holes around greens and tees. All four tires need to be on the cart path.

## RED COURSE



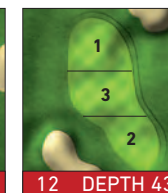





# RED COURSE



**WIGWAM**  
GOLF

Green Depth in Yards.



HOLE	1	2	3	4	5	6	7	8	9	OUT
<b>CHAMPIONSHIP</b> <small>72.0/125</small>	387	201	402	499	171	568	386	338	408	3360
<b>CLUB</b> <small>M 69.4/118 L 75.2/128</small>	359	151	377	471	149	541	346	327	369	3090
<b>MEN'S HCP</b>	7	15	9	13	11	1	5	17	3	
<b>PAR</b>	4	3	4	5	3	5	4	4	4	36
<b>FWD COMBO</b> <small>M 66.9/111 L 72.1/122</small>	344	125	338	453	140	511	290	316	349	2866
<b>FORWARD</b> <small>M 65.9/108 L 71.2/119</small>	344	125	338	453	140	439	290	316	349	2794
<b>LADIES' HCP</b>	7	17	9	1	15	11	5	13	3	

	10	11	12	13	14	15	16	17	18	IN	TOT	HCP	NET
	373	378	135	511	382	414	454	254	591	3492	6852		
	341	358	115	483	361	399	416	179	549	3201	6291		
	8	16	18	12	10	6	4	14	2				
	4	4	3	5	4	4	4	3	5	36	72		
	309	319	100	464	340	356	392	144	516	2940	5806		
	309	319	100	464	340	311	338	144	459	2784	5578		
	12	10	18	8	6	14	4	16	2				

02/22

SCORER: \_\_\_\_\_

ATTEST: \_\_\_\_\_

DATE: \_\_\_\_\_